

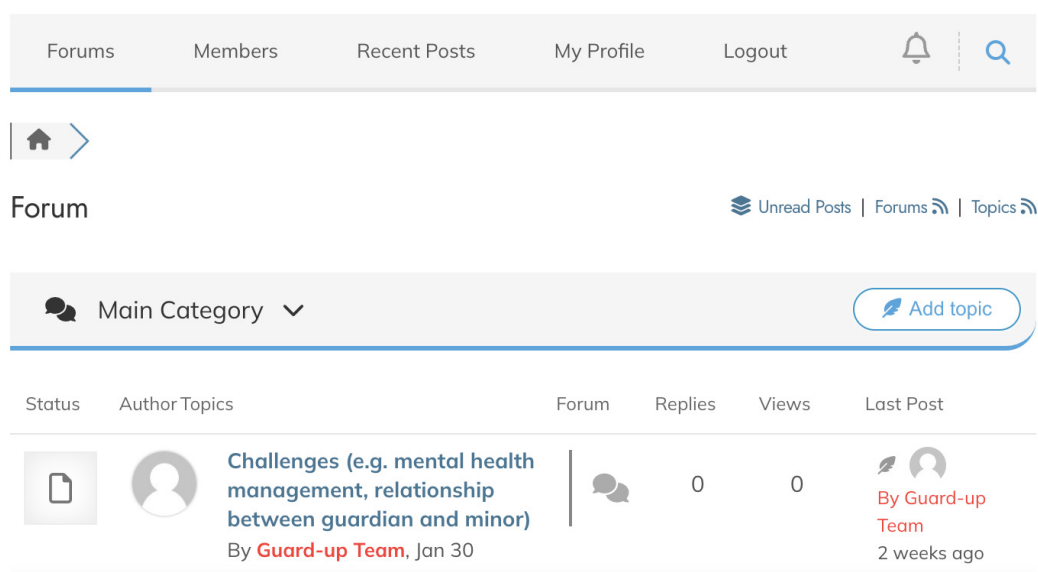


How to use GUARD-UP Forum

Forum's sections

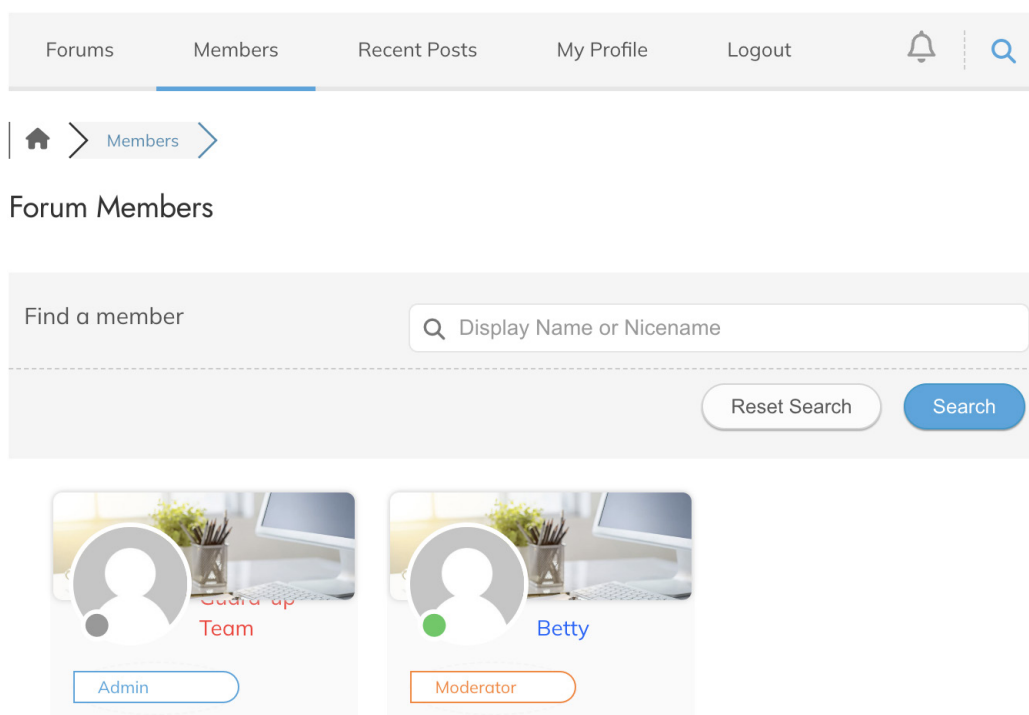
1. Forums:

the main section where users can browse topics and discussions.



2. Members:

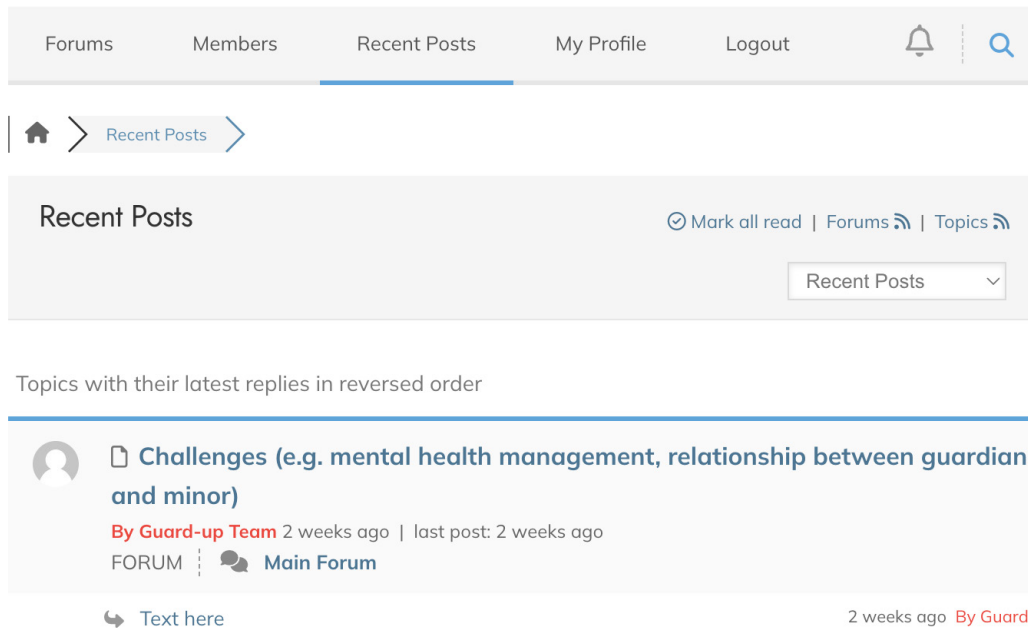
a directory to view registered users and their profiles.



Co-funded by
the European Union

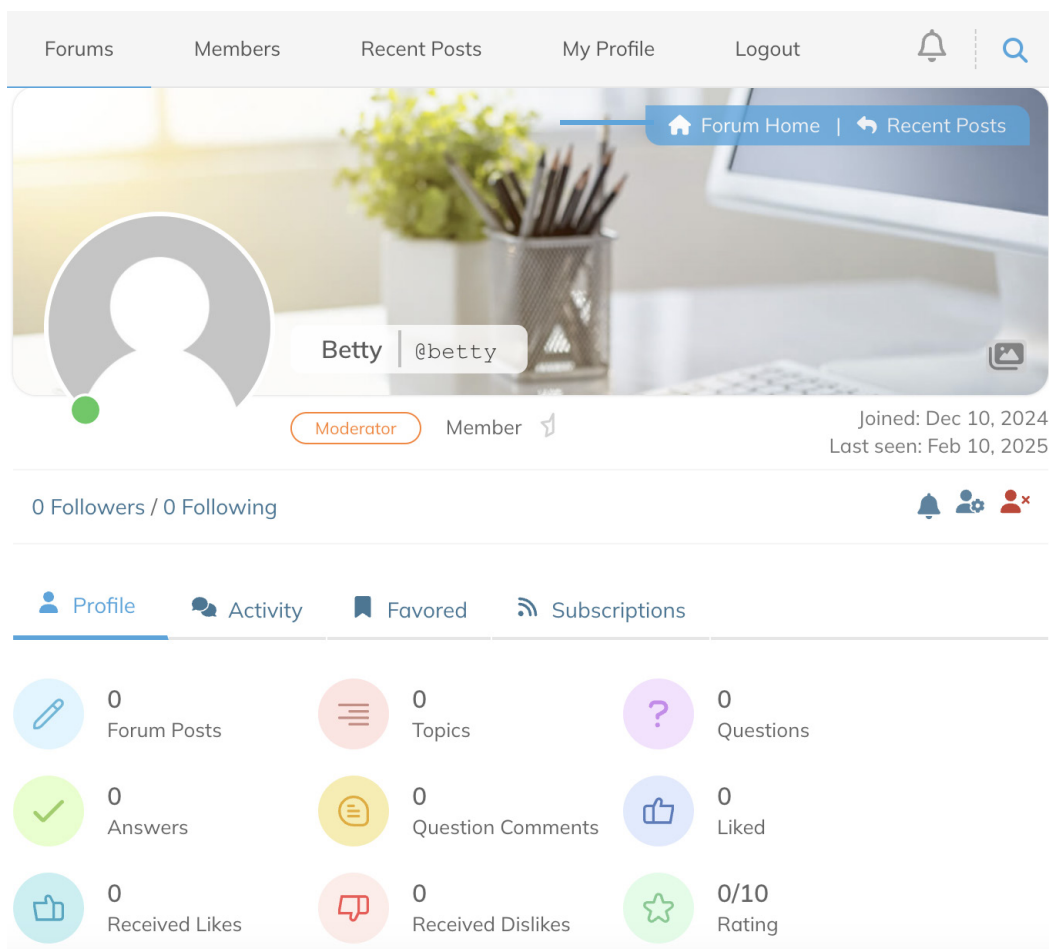
3. Recent posts:

a quick view of the latest activity across the forum.



4. My profile:

a personalized area where users can update their information, preferences, and view their activity. Please note that only people registered on the forum can see the user's profile. The users can choose a username to maintain their privacy. They are not required to upload photos or personal information



5. Logout: a button to securely exit the forum.


6. Notifications (bell icon): alerts for replies, mentions, or updates.

7. Search (magnifying glass): a tool to find specific topics, posts, or users.

How to use the forum


1. Create a new topic

·Click the **"Add topic"** button.




Forum


 Unread Posts |  Forums |  Topics



·Enter a clear and descriptive title, then write your content in the message box.



Select Forum



 Topic Title ^{*}

11pt **B** *I* U ABC A ▾        “ ” < > ⊕ ↶ ↷ 📁 {;}

Attach file: Nessun file selezionato

Maximum allowed file size is 10MB



Co-funded by
the European Union

- Add tags (if applicable) to help others find your topic.

☐ ! Set Topic Sticky | ☐ Private Topic

Topic Tags *(Separate tags using a comma)*

Start typing tags here (maximum 5 tags are allowed)...


- Click **"Add topic"** to publish.

☐ Subscribe to this topic

Add topic

2. Reply to a topic

- Open the topic you wish to reply to;
- Scroll to the reply box;
- Leave your reply, then click **"Add reply"**.



Guard-up Team



(@wp_1330257) Member

Joined: 3 months ago






Admin

Topic starter














Jan 30, 2025 3:09 pm

Text here

Leave a reply

11pt **B** *I* U A ▾             

Attach file:

Scegli file

 Nessun file selezionato


Maximum allowed file size is 10MB

☐ Subscribe to this topic

Add Reply

3. Use the Search Function

·Use the search bar at the top to find existing topics or answers before creating a new one.

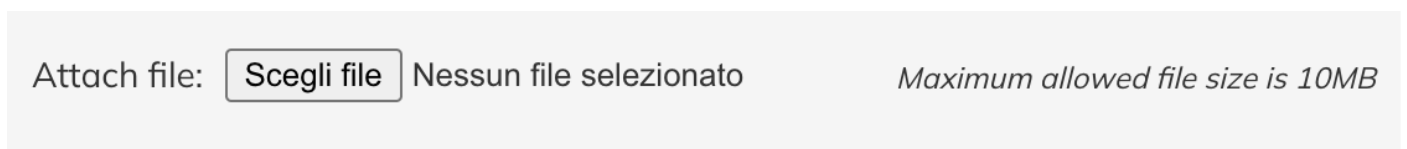


4. Formatting Your Posts

·Use the editor tools to format text (bold, italics, lists, etc.).



·Add links, images, or attachments as needed.




5. Engage Respectfully

- Like or upvote posts you find helpful.
- Avoid duplicating topics by searching first.

6. Follow Notifications

- Subscribe to topics or categories to get updates.
- Manage notifications in your user settings.



7. Report Issues

·If you encounter inappropriate content, use the **"Report"** button or contact a moderator:
info@guard-up.eu

